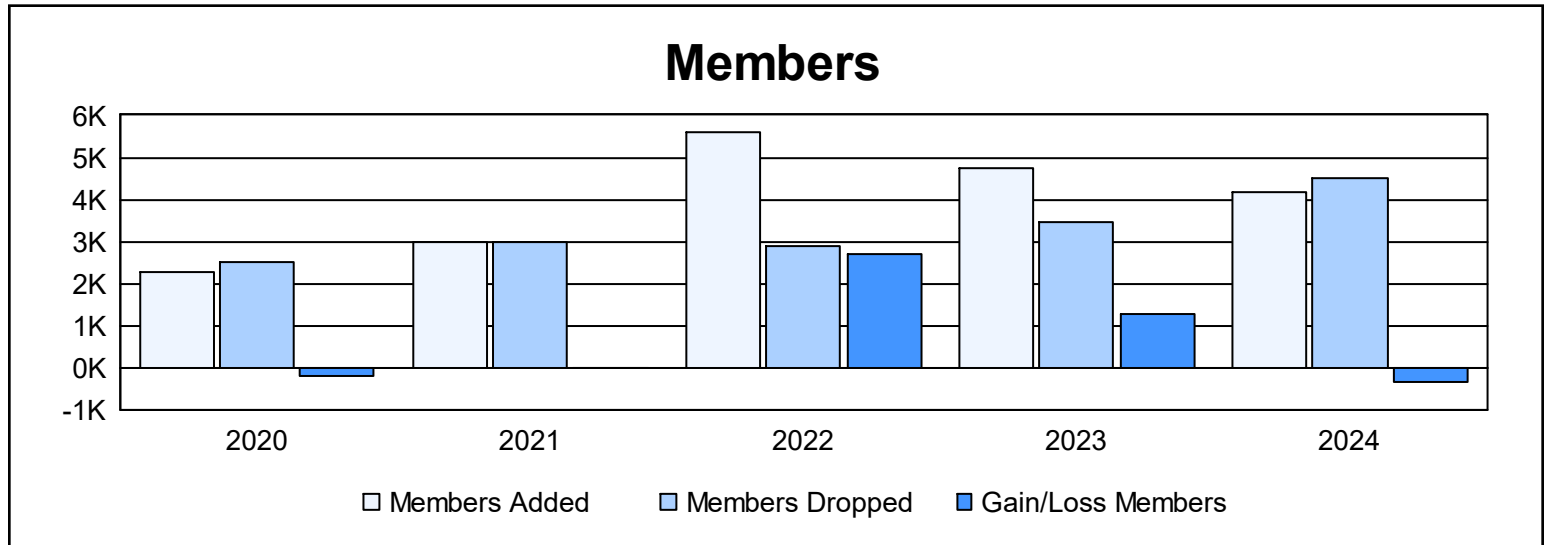
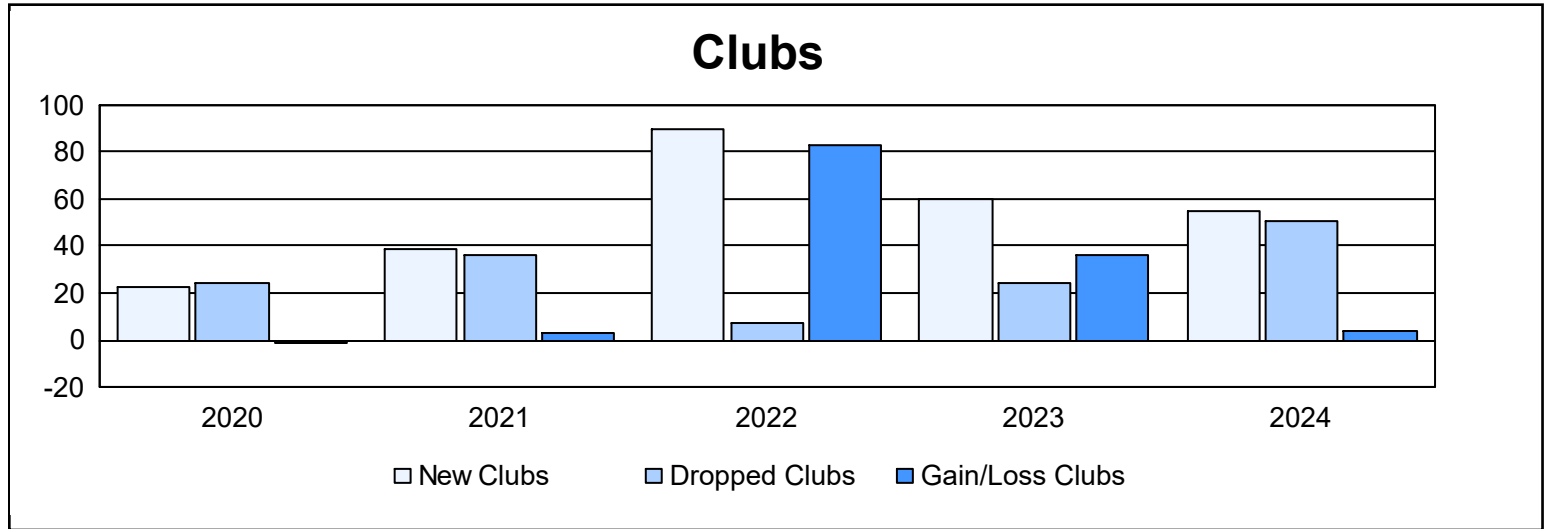
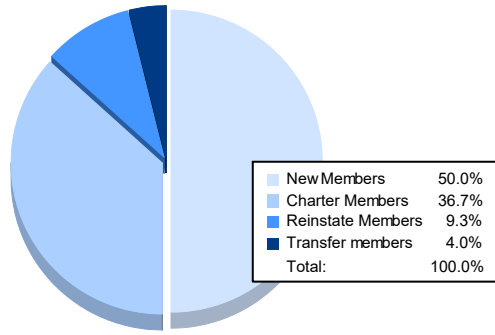


Year	New Clubs	Dropped Clubs	Gain/ Loss Clubs	New Members	Charter Members	Reinstate Members	Transfer Members	Total Member Added	Total Members Dropped	Gain/ Loss Members
2019-2020	23	24	-1	1,393	652	191	44	2,280	2,502	-222
2020-2021	39	36	3	1,574	1,088	255	75	2,992	2,986	6
2021-2022	90	7	83	2,814	2,324	360	85	5,583	2,872	2,711
2022-2023	60	24	36	2,544	1,846	262	103	4,755	3,466	1,289
2023-2024	55	51	4	2,081	1,527	386	165	4,159	4,504	-345
Average	53	28	25	2,081	1,487	291	94	3,954	3,266	688



Membership Composition June 2024 Cumulative



Gender Composition June 2024 Cumulative

